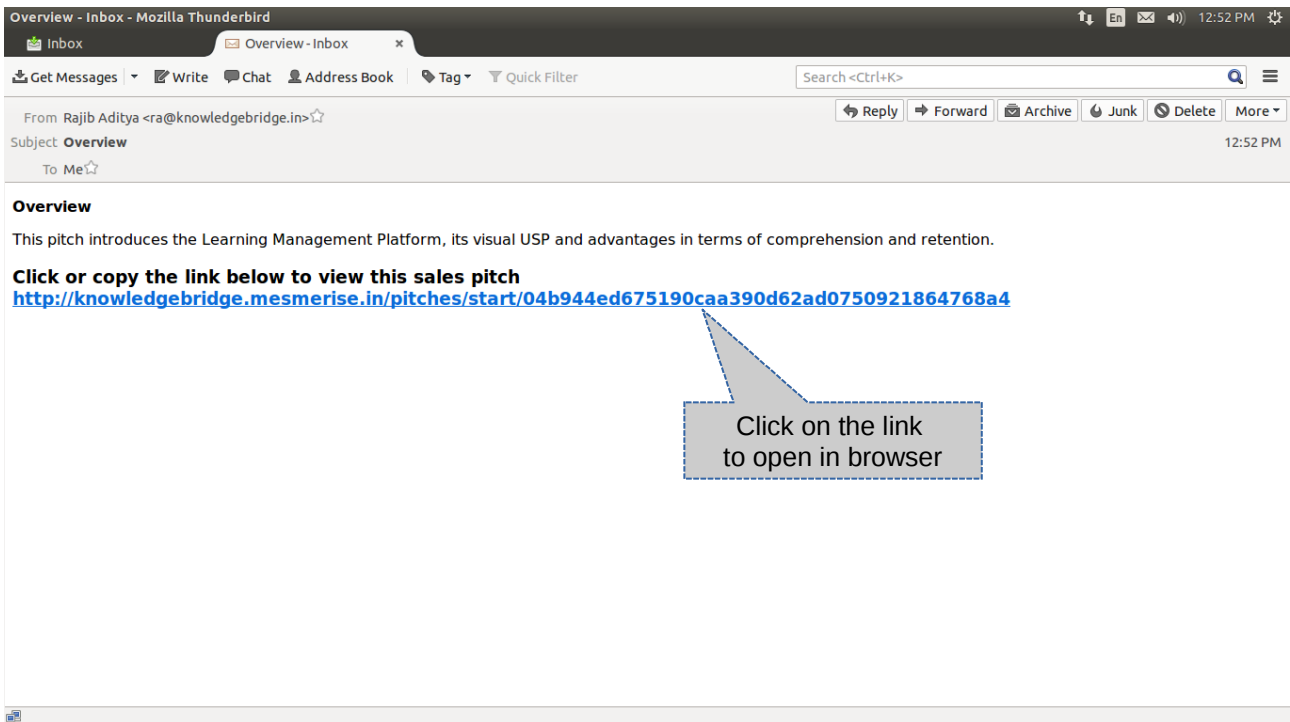


The Customer's Guide to PitchLink

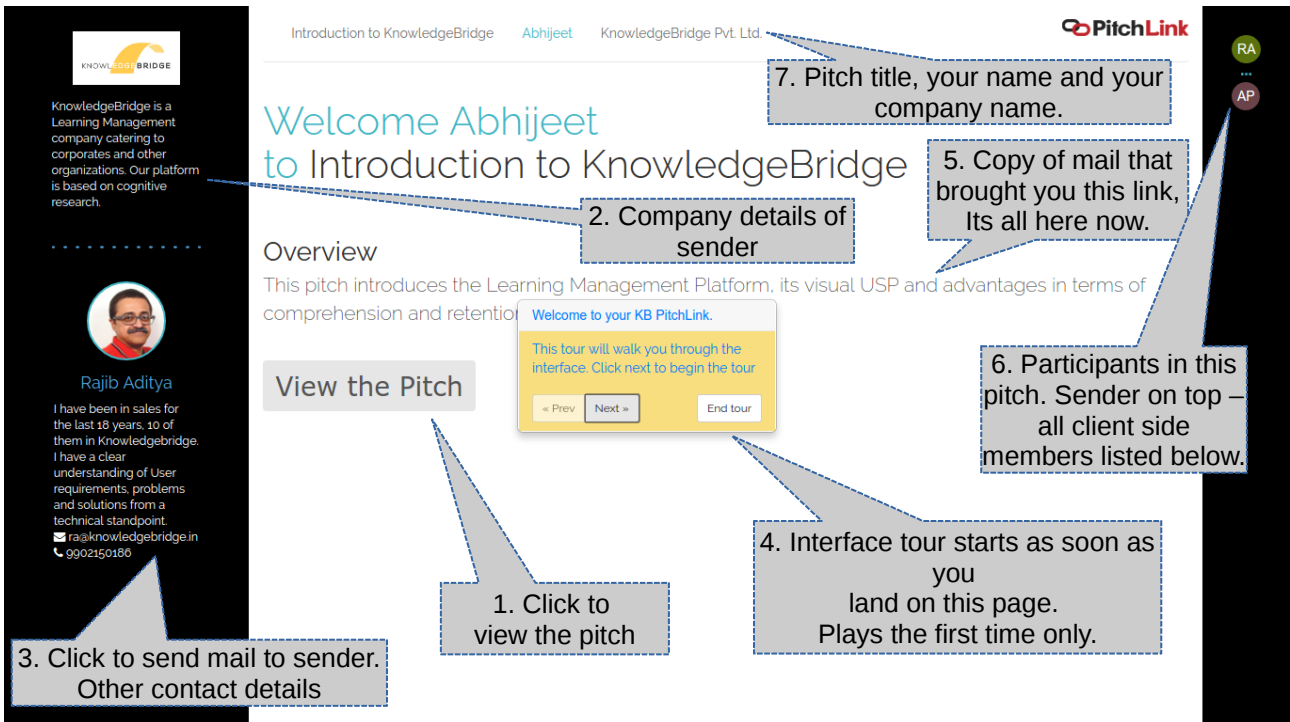
Index

Link	2
Dashboard	2
Profile	3
Pitch view	5
Mail thread	5
Chat thread	6
Supporting documents	6
Feedback form	7
Share	8

1. Click on the link you received in the mail.



2. You will reach the Pitchlink Client dashboard.



3. To review your pre-filled (by the Pitch sender) profile, click on your [name](#).

Introduction to KnowledgeBridge [Abhijeet](#) KnowledgeBridge Pvt. Ltd. PitchLink

MY PROFILE

Abhijeet Pradhan
ap@showhow2.com

Short Bio:

[Edit Profile](#) [Done](#)

1. Click to review profile

2. You can edit your profile by clicking on Edit profile

4. To edit profile fill/edit the form that comes up

Introduction to KnowledgeBridge [Abhijeet](#) KnowledgeBridge Pvt. Ltd. PitchLink

EDIT PROFILE

[change image](#)

[Change Password](#)

Abhijeet Pradhan
ap@showhow2.com
8065690122 122
962086562
linkedin profile (optional)

Tell your customers about yourself in brief. (Max 200 Characters).
Working as developer
179 characters remaining.

[Save Changes](#) [Done](#)

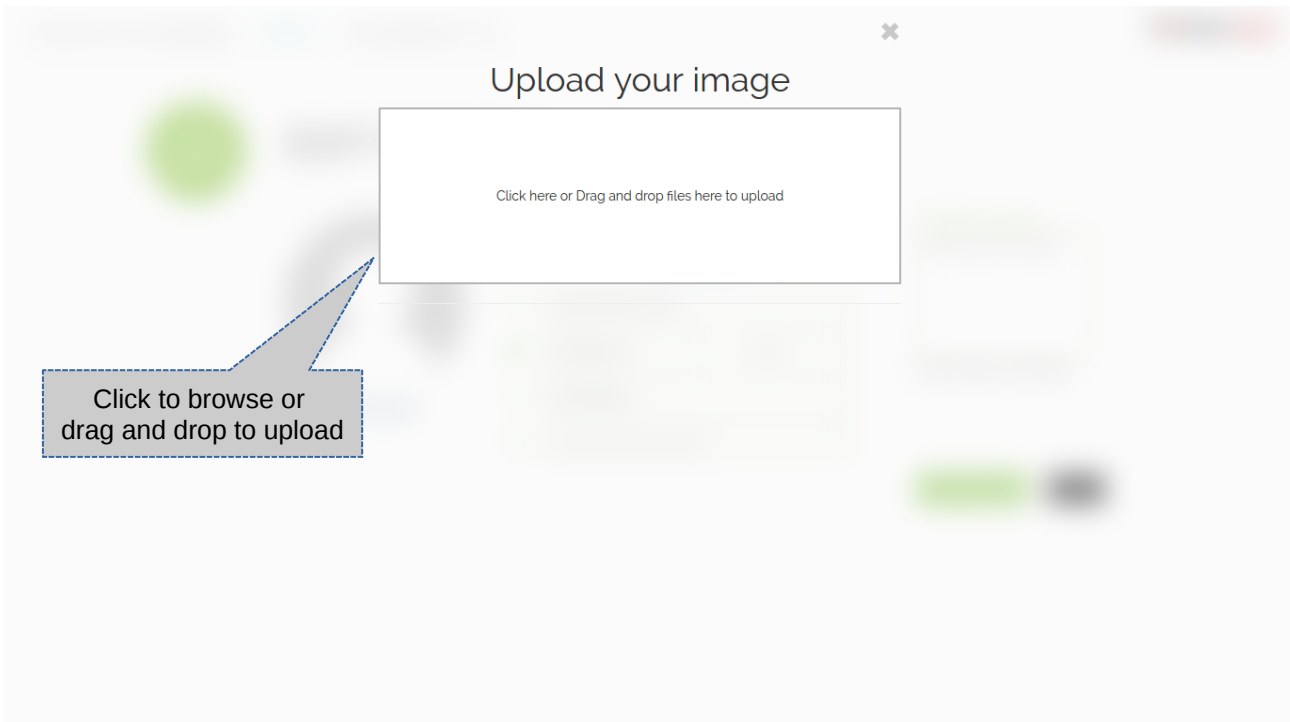
1. Click to upload your profile image

2. Click to change password

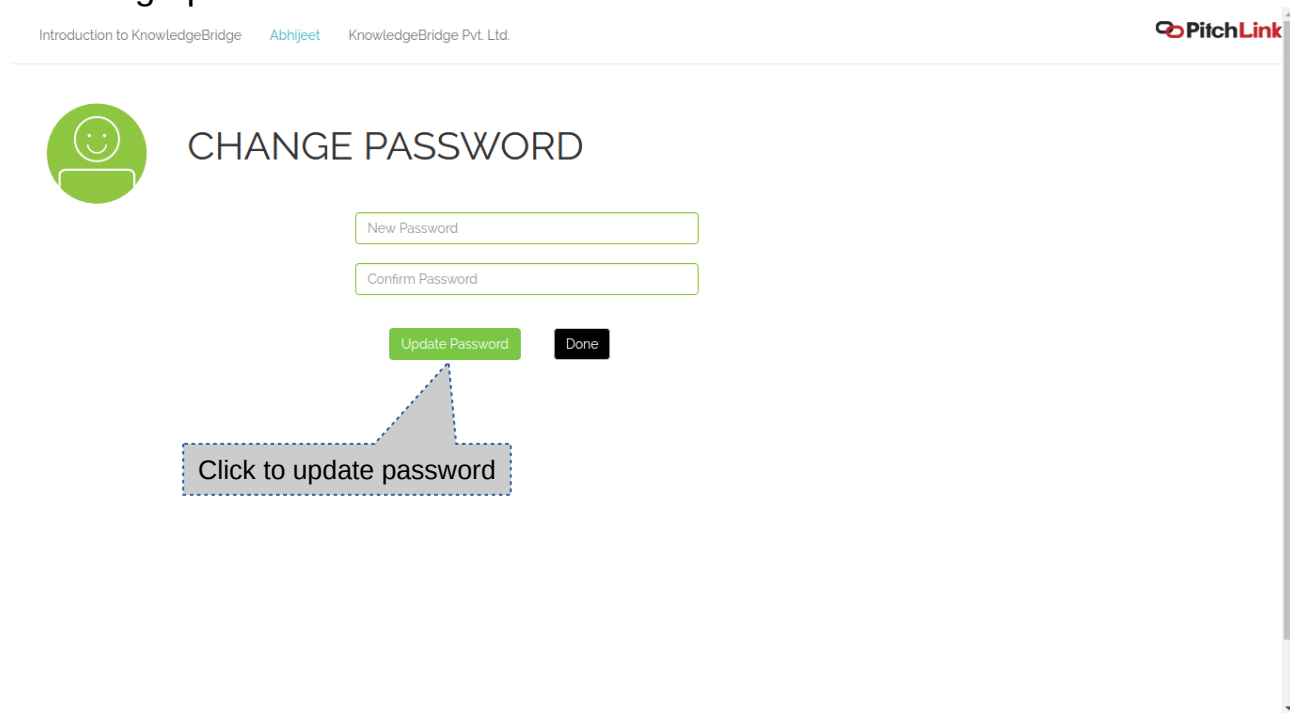
3. Click to save changes

4. Click when done

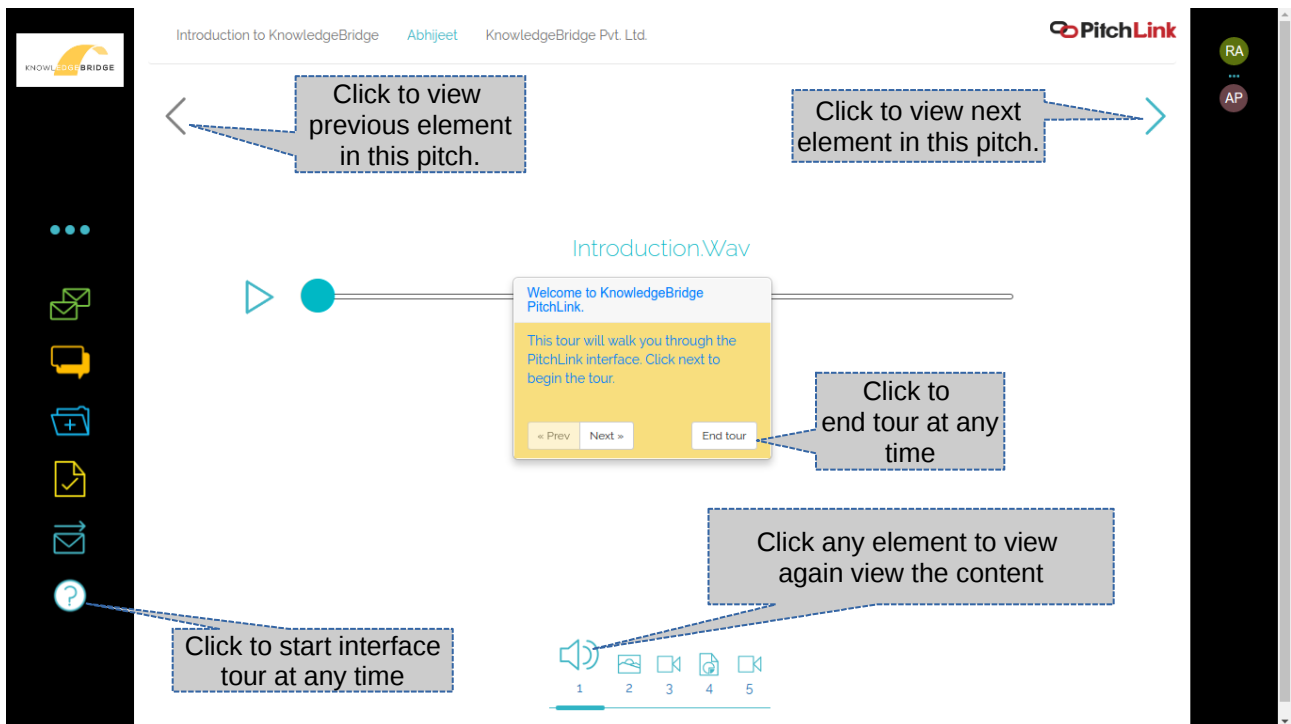
5. To upload / change image browse or drag and drop the file.



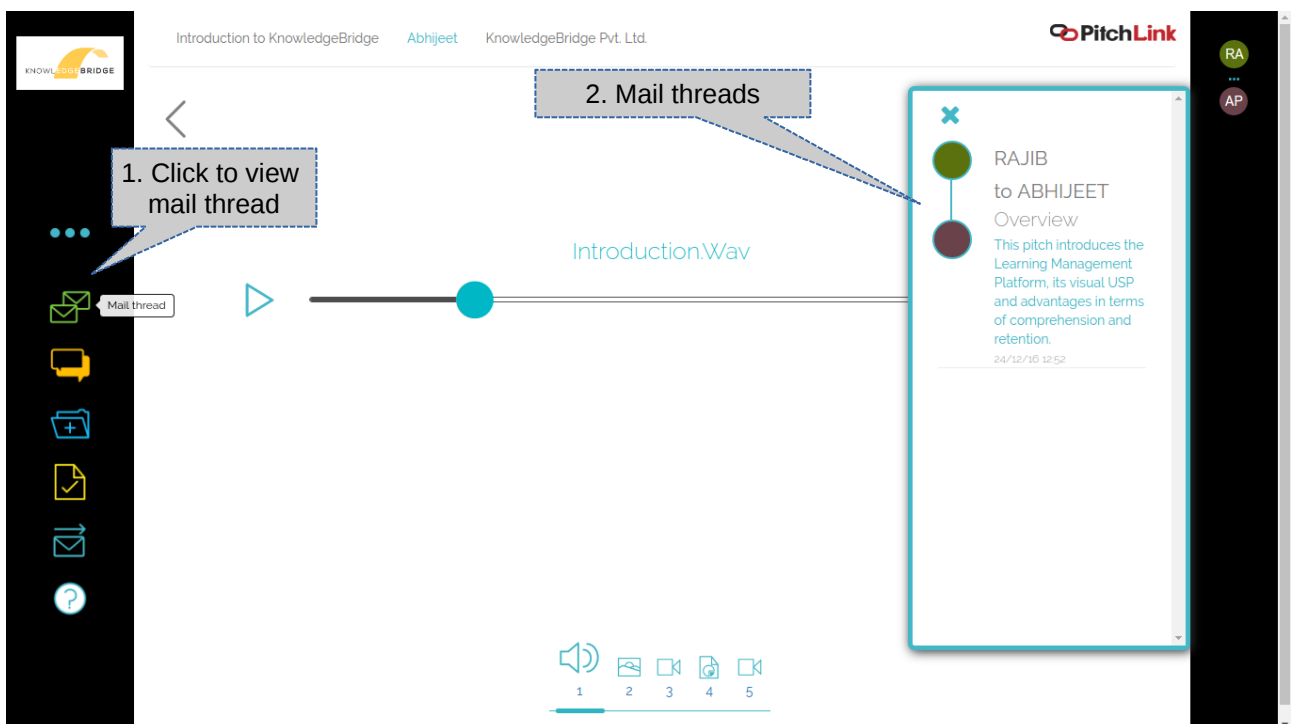
6. Change password



7. Pitch view home screen.



8. Mail thread – all mails including the ones you write while forwarding is available in this interface.



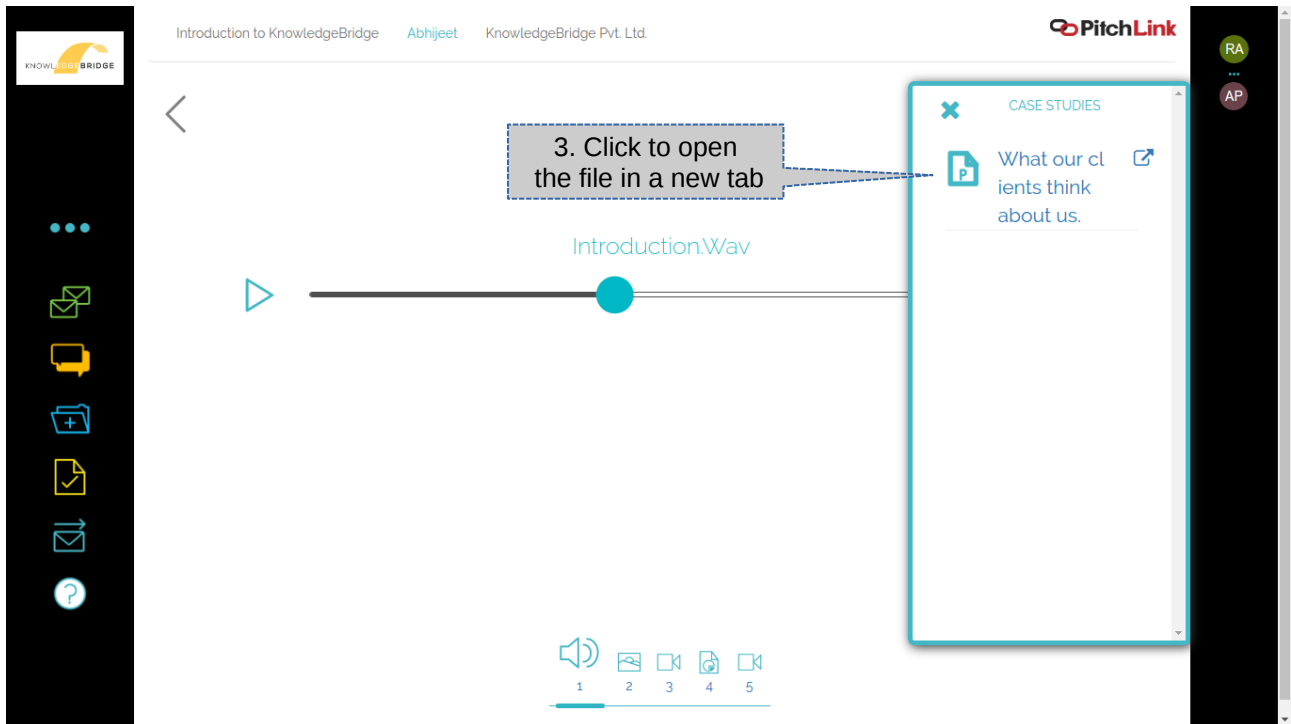
9. Comment Thread – Start chats against each element on the pitch and get complete clarity from the sender asynchronously.

The screenshot displays the PitchLink interface for a presentation titled 'Introduction to KnowledgeBridge' by 'Abhijeet' from 'KnowledgeBridge Pvt. Ltd.'. A progress bar is visible with a blue dot at the 'Introduction.Wav' slide. A vertical sidebar on the left contains navigation icons, with a 'Conversation thread' icon highlighted. A callout box points to this icon with the text: '1. Click to view / start chat thread'. A modal window is open on the right, titled 'Introduction.Wav', showing 'No comments found' and a text input field labeled 'Enter your comments' with a 'Submit' button. A second callout box points to the input field with the text: '2. Write in your questions or need or further clarifications and submit. Your sender will be notified and will respond to your comments.' At the bottom of the screen, there are five icons representing different media types: 1. Audio, 2. Image, 3. Video, 4. Document, 5. Presentation.

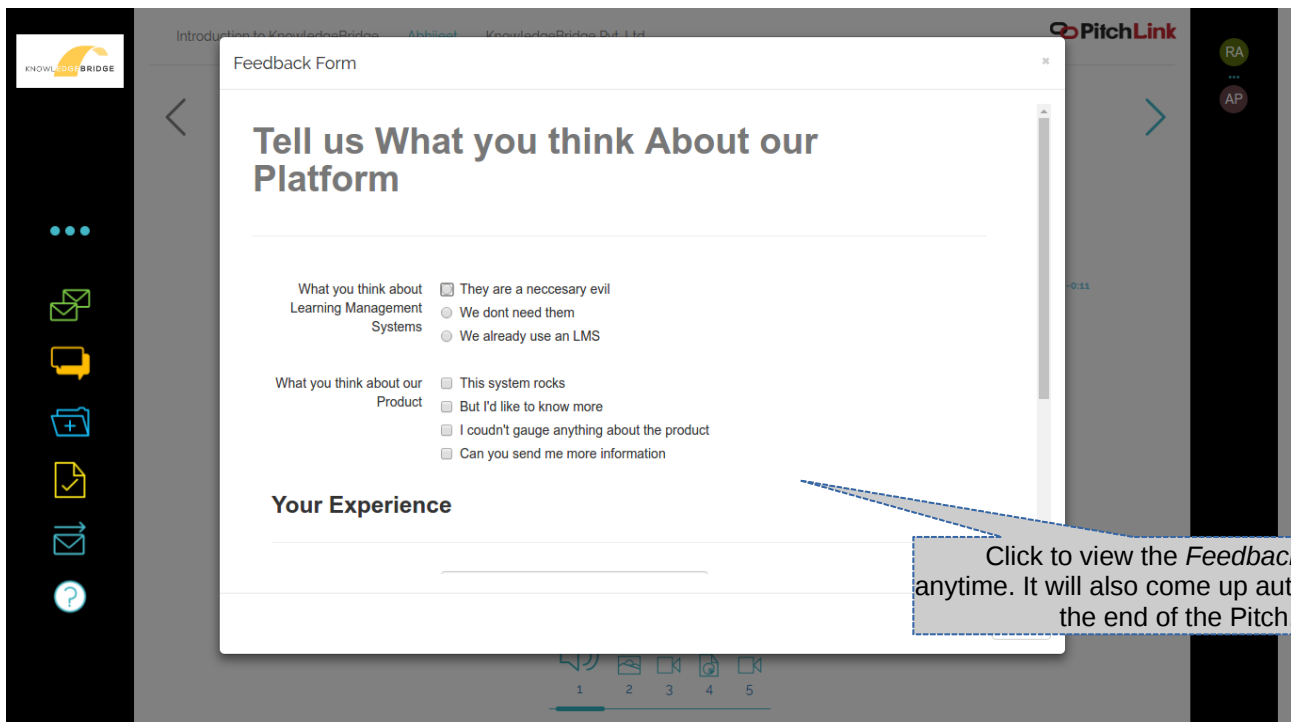
10. View additional supporting documents

The screenshot displays the PitchLink interface for the same presentation. The progress bar is at the 'Introduction.Wav' slide. A vertical sidebar on the left has a 'More Documents' icon highlighted. A callout box points to this icon with the text: '1. Click to view supporting documents provided by the sender.' A modal window is open on the right, titled 'Introduction.Wav', showing a list of document folders: 'CASE STUDIES', 'SERVICES', and 'TECHNICAL'. A callout box points to the 'CASE STUDIES' folder with the text: '2. Documents are organised in folders. Click to access files.' At the bottom of the screen, there are five icons representing different media types: 1. Audio, 2. Image, 3. Video, 4. Document, 5. Presentation.

11. Accessing files inside resource folders



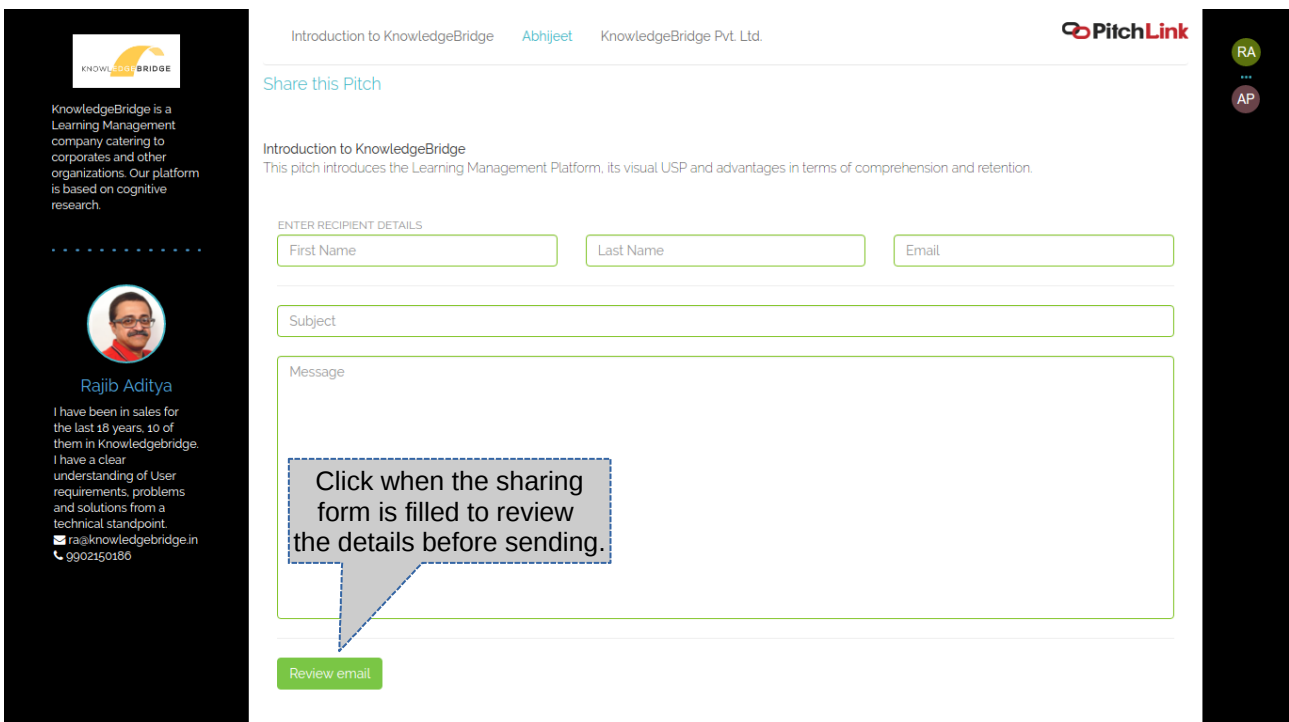
12. Using the Need Analysis / Feedback Form - Provide your inputs for a more customised proposal.



13. Share Pitch – you can easily share the pitch with your colleagues and get them onboard the process.



14. Share interface



15. Review share – You can review or edit the mail you are sending to your colleagues along with the pitch. This mail will appear later in the Mail thread.

Introduction to KnowledgeBridge Abhijeet KnowledgeBridge Pvt. Ltd. PitchLink

Share this Pitch

Introduction to KnowledgeBridge
This pitch introduces the Learning Management Platform, its visual USP and advantages in terms of comprehension and retention.

CHECK RECIPIENT DETAILS
Name: Dhiraj Gupta **Email:** dg@showhow2.com

Subject: Pitch Platform

Message: This pitch introduces the Learning Management Platform, its visual USP and advantages in terms of comprehension and retention.

Sender Profile:
KnowledgeBridge is a Learning Management company catering to corporates and other organizations. Our platform is based on cognitive research.
Rajib Aditya
I have been in sales for the last 18 years, 10 of them in Knowledgebridge. I have a clear understanding of User requirements, problems and solutions from a technical standpoint.
ra@knowledgebridge.in
9902150186

Action Buttons:
Re-Edit Send
To share click send
Click to re-edit